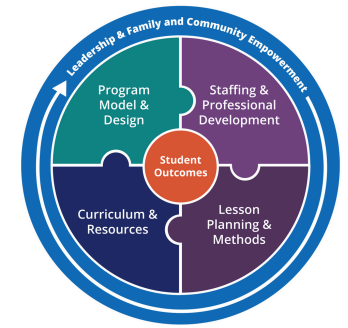




# Dual Language Immersion Program Implementation: A Roadmap for Success

## Want to Start or Sustain an Effective DLI Program?

The TxEDLIF supports the implementation of an effective Dual Language Immersion Program. Follow the step-by-step roadmap for effective use of all the framework tools. Fidelity to the continuous improvement process will positively impact student outcomes in your district, campus, and classroom.



01

### Gather Your Team

Gather a varied team of stakeholders including, but not limited to, district and campus administrators, teachers, and parents.

02

### Review TxEDLIF Tools

Review and understand all the tools, starting with the 7 Essential Steps to Start an Effective DLI Program, Success Criteria, Self-Review Score Cards, Rubric, and Stakeholder Checklists.

03

### Evaluate Implementation

Use all the tools collectively to determine your level of implementation on the Self-Review Score Cards.

04

### Develop an Action Plan

Identify the levers and key practices you are doing well and those in need of improvement to determine next steps to reach program goals, particularly those stated in the CIP and DIP.

05

### Differentiate Responsibilities

Using the Stakeholder Checklists, target individual action steps for classroom teachers, campus administrators, and district administrators to ensure a coordinated shift toward the exemplary implementation level.

06

### Prioritize Next Steps

Set priority goals based on alignment to other district initiatives, highest leverage actions, or other local factors. Agree upon how and when progress data for each goal will be collected and shared.

07

### Reflect, Refine, and Redesign

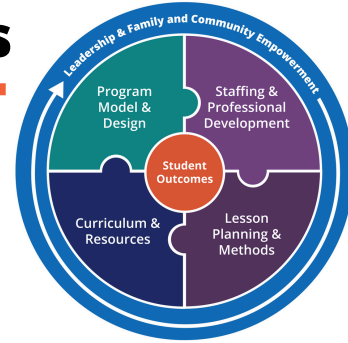
Annually, the evaluation team reflects on progress toward priority goals. Those goals are refined or redesigned based on growth/gains. In some years the team may determine that systems have been established to support a new level of program implementation.

Regardless of when this milestone is reached, another cycle of program implementation begins at the new starting point.

# Transitional Bilingual Education Program Implementation: A Roadmap for Success

## How Effective is Your TBE Program?

The Transitional Bilingual Education (TBE) Program Implementation Tools identify strengths and areas of growth for critical TBE program areas. Follow the step-by-step roadmap for effective use of all the tools. Fidelity to the continuous improvement process will positively impact student outcomes in your district, campus, and classroom.



01

### Gather Your Team

Gather a varied team of stakeholders including, but not limited to, district and campus administrators, teachers, and parents.

02

### Review TBE Tools

Review and understand all the tools: TBE Rubric, TBE Scoring Tool, and TBE Stakeholder Checklists.

03

### Evaluate Implementation

The stakeholder team comes to consensus on current levels of implementation for each key practice within a lever on the TBE Rubric. Evidence used to justify the current rating may also become a progress monitoring tool.

04

### Develop an Action Plan

Identify the levers and key practices you are doing well and those in need of improvement to determine next steps to reach program goals, particularly those stated in the CIP and DIP.

05

### Differentiate Responsibilities

Using the Stakeholder Checklists, target individual action steps for classroom teachers, campus administrators, and district administrators to ensure a coordinated shift toward the exemplary implementation level.

06

### Prioritize Next Steps

Set priority goals based on alignment to other district initiatives, highest leverage actions, or other local factors. Agree upon how and when progress data for each goal will be collected and shared.

07

### Reflect, Refine, and Redesign

Annually, the evaluation team reflects on progress toward priority goals. Those goals are refined or redesigned based on growth/gains. In some years the team may determine that systems have been established to support a new level of program implementation.

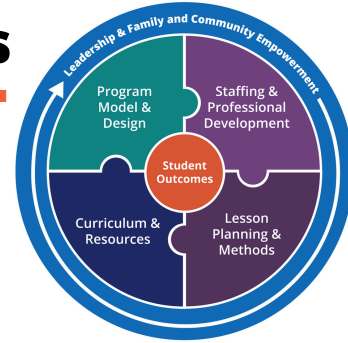
Regardless of when this milestone is reached, another cycle of program implementation begins at the new starting point.



# English as a Second Language Program Implementation: A Roadmap for Success

## How Effective is Your ESL Program?

The English as a Second Language (ESL) Program Implementation Tools identify strengths and areas of growth for critical ESL program areas. Follow the step-by-step roadmap for effective use of all the tools. Fidelity to the continuous improvement process will positively impact student outcomes in your district, campus, and classroom.



01

### Gather Your Team

Gather a varied team of stakeholders including, but not limited to, district and campus administrators, teachers, and parents.

02

### Review ESL Tools

Review and understand all the tools: Success Criteria, Self-Review Score Cards, Rubric, and Stakeholder Checklists.

03

### Evaluate Implementation

Use all the tools collectively to determine your level of implementation on the Self-Review Score Cards.

04

### Develop an Action Plan

Identify the levers and key practices you are doing well and those in need of improvement to determine next steps to reach program goals, particularly those stated in the CIP and DIP.

05

### Differentiate Responsibilities

Using the Stakeholder Checklists, target individual action steps for classroom teachers, campus administrators, and district administrators to ensure a coordinated shift toward the exemplary implementation level.

06

### Prioritize Next Steps

Set priority goals based on alignment to other district initiatives, highest leverage actions, or other local factors. Agree upon how and when progress data for each goal will be collected and shared.

07

### Reflect, Refine, and Redesign

Annually, the evaluation team reflects on progress toward priority goals. Those goals are refined or redesigned based on growth/gains. In some years the team may determine that systems have been established to support a new level of program implementation.

Regardless of when this milestone is reached, another cycle of program implementation begins at the new starting point.

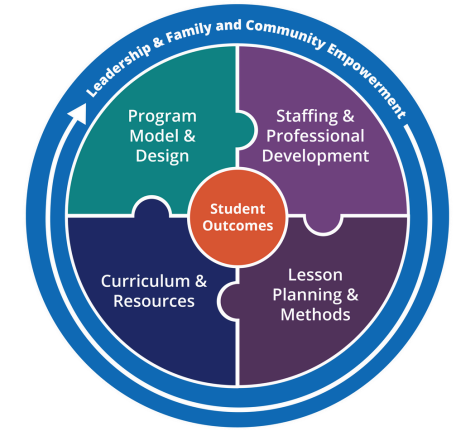


# Your Guide to DLI Program Implementation: A Step-by-Step Roadmap for Success

## Want to Start or Sustain an Effective DLI Program?

The TxEDLIF supports the implementation of an effective Dual Language Immersion Program.

Follow the step-by-step roadmap for effective use of all the framework tools. Fidelity to the continuous improvement process will positively impact student outcomes in your district, campus, and classroom.



01

### Gather Your Team

Gather a varied team of stakeholders including, but not limited to, district and campus administrators, teachers, and parents.

02

### Review TxEDLIF Tools

Review and understand all the tools, starting with the 7 Essential Steps to Start an Effective DLI Program, Success Criteria, Self-Review Score Cards, Rubric, and Stakeholder Checklists.

03

### Evaluate Implementation

Use all the tools collectively to determine your level of implementation on the Self-Review Score Cards.

04

### Develop an Action Plan

Identify the levers and key practices you are doing well and those in need of improvement to determine next steps to reach program goals, particularly those stated in the CIP and DIP.

05

### Differentiate Responsibilities

Using the Stakeholder Checklists, target individual action steps for classroom teachers, campus administrators, and district administrators to ensure a coordinated shift toward the exemplary implementation level.

06

### Prioritize Next Steps

Set priority goals based on alignment to other district initiatives, highest leverage actions, or other local factors. Agree upon how and when progress data for each goal will be collected and shared.

07

### Reflect, Refine, and Redesign

Annually, the evaluation team reflects on progress toward priority goals. Those goals are refined or redesigned based on growth/gains. In some years the team may determine that systems have been established to support a new level of program implementation.

Regardless of when this milestone is reached, another cycle of program implementation begins at the new starting point.

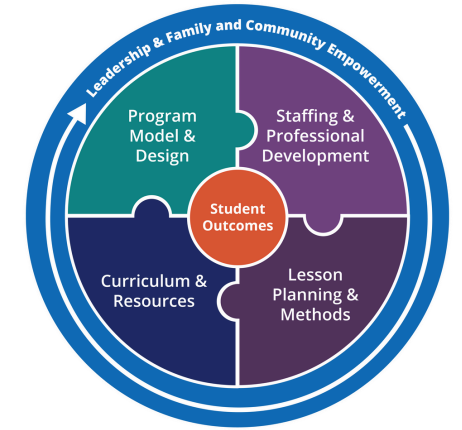
# Your Guide to DLIP Implementation: A Step-by-Step Roadmap for Success



## Want to Start or Sustain an Effective DLI Program?

The TxEDLIF supports the implementation of an effective Dual Language Immersion Program.

Follow the step-by-step roadmap for effective use of all the framework tools. Fidelity to the continuous improvement process will positively impact student outcomes in your district, campus, and classroom.



01

### Gather Your Team

Gather a varied team of stakeholders including, but not limited to, district and campus administrators, teachers, and parents.

02

### Review TxEDLIF Tools

Review and understand all the tools, starting with the 7 Essential Steps to Start an Effective DLI Program, Success Criteria, Self-Review Score Cards, Rubric, and Stakeholder Checklists.

03

### Evaluate Implementation

Use all the tools collectively to determine your level of implementation on the Self-Review Score Cards.

04

### Develop an Action Plan

Identify the levers and key practices you are doing well and those in need of improvement to determine next steps to reach program goals, particularly those stated in the CIP and DIP.

05

### Differentiate Responsibilities

Using the Stakeholder Checklists, target individual action steps for classroom teachers, campus administrators, and district administrators to ensure a coordinated shift toward the exemplary implementation level.

06

### Prioritize Next Steps

Set priority goals based on alignment to other district initiatives, highest leverage actions, or other local factors. Agree upon how and when progress data for each goal will be collected and shared.

07

### Reflect, Refine, and Redesign

Annually, the evaluation team reflects on progress toward priority goals. Those goals are refined or redesigned based on growth/gains. In some years the team may determine that systems have been established to support a new level of program implementation.

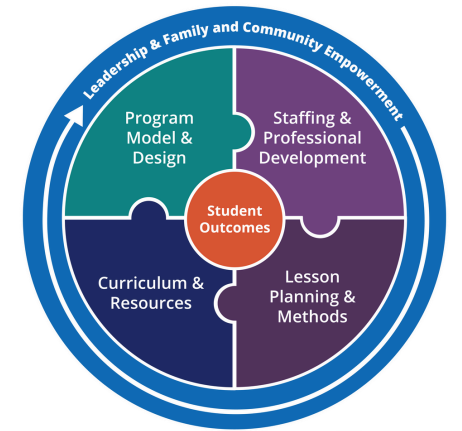
Regardless of when this milestone is reached, another cycle of program implementation begins at the new starting point.





# Want to Start or Sustain an Effective DLI Program?

The TxEDLIF supports the implementation of an effective Dual Language Immersion Program. Follow the step-by-step roadmap for effective use of all the framework tools. Fidelity to the continuous improvement process will positively impact student outcomes in your district, campus, and classroom.



01

## Gather Your Team

Gather a varied team of stakeholders including, but not limited to, district and campus administrators, teachers, and parents.

02

## Review TxEDLIF Tools

Review and understand all the tools, starting with the 7 Essential Steps to Start an Effective DLI Program, Success Criteria, Self-Review Score Cards, Rubric, and Stakeholder Checklists.

03

## Evaluate Implementation

Use all the tools collectively to determine your level of implementation on the Self-Review Score Cards.

04

## Develop an Action Plan

Identify the levers and key practices you are doing well and those in need of improvement to determine next steps to reach program goals, particularly those stated in the CIP and DIP.

05

## Differentiate Responsibilities

Using the Stakeholder Checklists, target individual action steps for classroom teachers, campus administrators, and district administrators to ensure a coordinated shift toward the exemplary implementation level.

06

## Prioritize Next Steps

Set priority goals based on alignment to other district initiatives, highest leverage actions, or other local factors. Agree upon how and when progress data for each goal will be collected and shared.

07

## Reflect, Refine, and Redesign

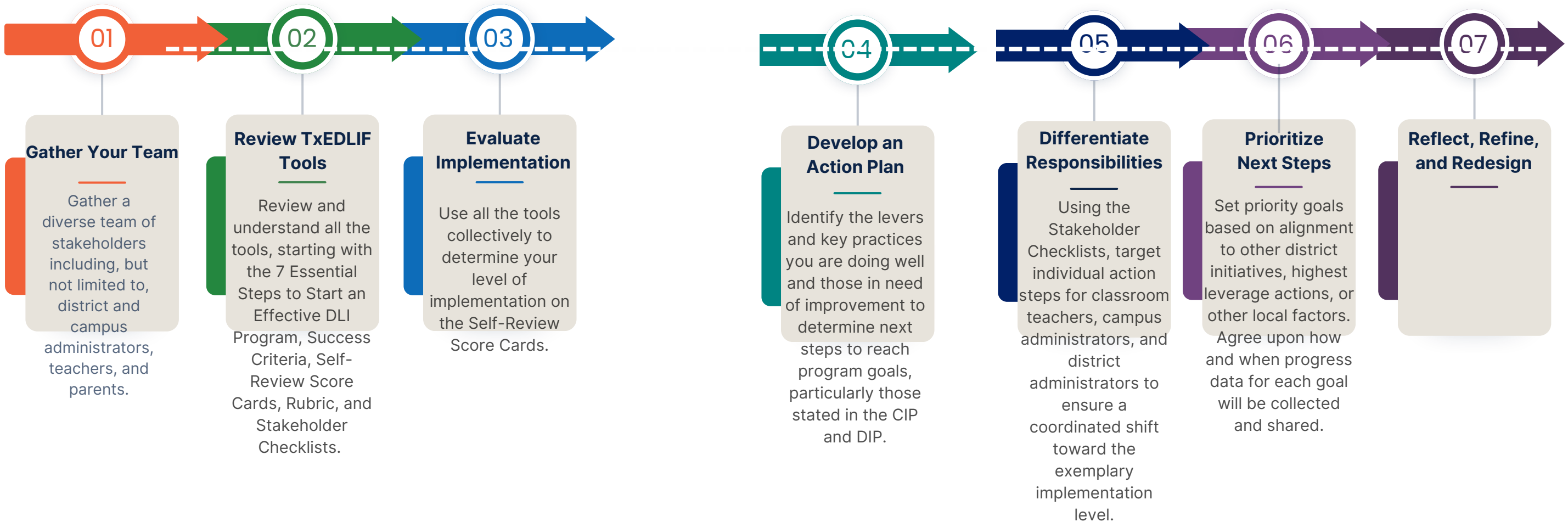
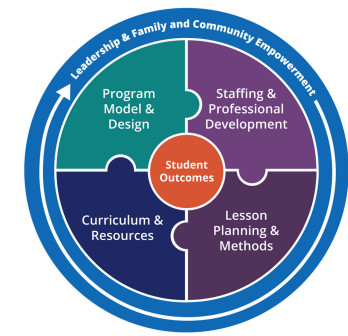
Annually, the evaluation team reflects on progress toward priority goals. Those goals are refined or redesigned based on growth/gains. In some years the team may determine that systems have been established to support a new level of program implementation.

Regardless of when this milestone is reached, another cycle of program implementation begins at the new starting point.



# Want to Start or Sustain an Effective DLI Program?

The TxEDLIF supports the implementation of an effective Dual Language Immersion Program. Follow the step-by-step roadmap for effective use of all the framework tools. Fidelity to the continuous improvement process will positively impact student outcomes in your district, campus, and classroom.



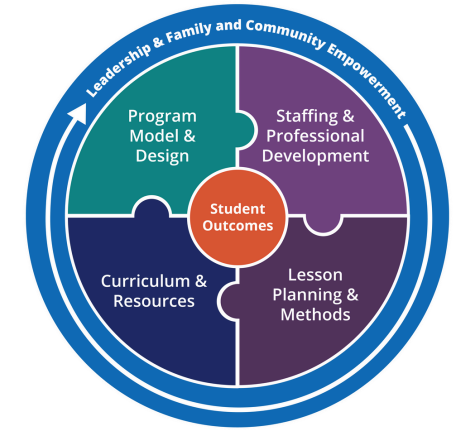
# Your Guide to DLIP Implementation: A Step-by-Step Roadmap for Success



## Want to Start or Sustain an Effective DLI Program?

The TxEDLIF supports the implementation of an effective Dual Language Immersion Program.

Follow the step-by-step roadmap for effective use of all the framework tools. Fidelity to the continuous improvement process will positively impact student outcomes in your district, campus, and classroom.



01

### Gather Your Team

Gather a varied team of stakeholders including, but not limited to, district and campus administrators, teachers, and parents.

02

### Review TxEDLIF Tools

Review and understand all the tools, starting with the 7 Essential Steps to Start an Effective DLI Program, Success Criteria, Self-Review Score Cards, Rubric, and Stakeholder Checklists.

03

### Evaluate Implementation

Use all the tools collectively to determine your level of implementation on the Self-Review Score Cards.

04

### Develop an Action Plan

Identify the levers and key practices you are doing well and those in need of improvement to determine next steps to reach program goals, particularly those stated in the CIP and DIP.

05

### Differentiate Responsibilities

Using the Stakeholder Checklists, target individual action steps for classroom teachers, campus administrators, and district administrators to ensure a coordinated shift toward the exemplary implementation level.

06

### Prioritize Next Steps

Set priority goals based on alignment to other district initiatives, highest leverage actions, or other local factors. Agree upon how and when progress data for each goal will be collected and shared.

07

### Reflect, Refine, and Redesign

Annually, the evaluation team reflects on progress toward priority goals. Those goals are refined or redesigned based on growth/gains. In some years the team may determine that systems have been established to support a new level of program implementation.

Regardless of when this milestone is reached, another cycle of program implementation begins at the new starting point.





# Dual Language Immersion Program Implementation: A Roadmap for Success



## Want to Start or Sustain an Effective DLI Program?

The TxEDLIF supports the implementation of an effective Dual Language Immersion Program. Follow the step-by-step roadmap for effective use of all the framework tools. Fidelity to the continuous improvement process will positively impact student outcomes in your district, campus, and classroom.

01

### Gather Your Team

Gather a diverse team of stakeholders including, but not limited to, district and campus administrators, teachers, and parents.

02

### Review TxEDLIF Tools

Review and understand all the tools, starting with the 7 Essential Steps to Start an Effective DLI Program, Success Criteria, Self-Review Score Cards, Rubric, and Stakeholder Checklists.

03

### Evaluate Implementation

Use all the tools collectively to determine your level of implementation on the Self-Review Score Cards.

04

### Develop an Action Plan

Identify the levers and key practices you are doing well and those in need of improvement to determine next steps to reach program goals, particularly those stated in the CIP and DIP.

05

### Differentiate Responsibilities

Using the Stakeholder Checklists, target individual action steps for classroom teachers, campus administrators, and district administrators to ensure a coordinated shift toward the exemplary implementation level.

06

### Prioritize Next Steps

Set priority goals based on alignment to other district initiatives, highest leverage actions, or other local factors. Agree upon how and when progress data for each goal will be collected and shared.

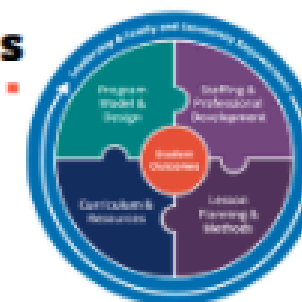
07

### Reflect, Refine, and Redesign

Annually, the evaluation team reflects on progress toward priority goals. Those goals are refined or redesigned based on growth/gains. In some years the team may determine that systems have been established to support a new level of program implementation.

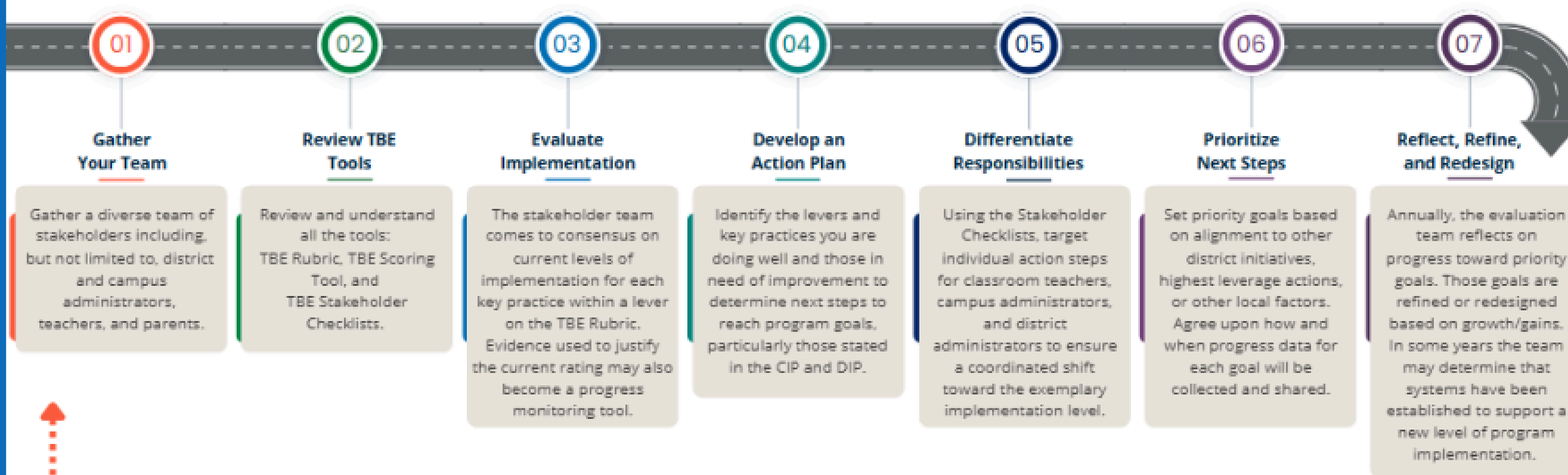
Regardless of when this milestone is reached, another cycle of program implementation begins at the new starting point.

# Transitional Bilingual Education Program Implementation: A Roadmap for Success



## How Effective is Your TBE Program?

The Transitional Bilingual Education (TBE) Program Implementation Tools identify strengths and areas of growth for critical TBE program areas. Follow the step-by-step roadmap for effective use of all the tools. Fidelity to the continuous improvement process will positively impact student outcomes in your district, campus, and classroom.



Regardless of when this milestone is reached, another cycle of program implementation begins at the new starting point.



# English as a Second Language Program Implementation: A Roadmap for Success



## How Effective is Your ESL Program?

The English as a Second Language (ESL) Program Implementation Tools identify strengths and areas of growth for critical ESL program areas. Follow the step-by-step roadmap for effective use of all the tools. Fidelity to the continuous improvement process will positively impact student outcomes in your district, campus, and classroom.

01

### Gather Your Team

Gather a diverse team of stakeholders including, but not limited to, district and campus administrators, teachers, and parents.

02

### Review ESL Tools

Review and understand all the tools: Success Criteria, Self-Review Score Cards, Rubric, and Stakeholder Checklists.

03

### Evaluate Implementation

Use all the tools collectively to determine your level of implementation on the Self-Review Score Cards.

04

### Develop an Action Plan

Identify the levers and key practices you are doing well and those in need of improvement to determine next steps to reach program goals, particularly those stated in the CIP and DIP.

05

### Differentiate Responsibilities

Using the Stakeholder Checklists, target individual action steps for classroom teachers, campus administrators, and district administrators to ensure a coordinated shift toward the exemplary implementation level.

06

### Prioritize Next Steps

Set priority goals based on alignment to other district initiatives, highest leverage actions, or other local factors. Agree upon how and when progress data for each goal will be collected and shared.

07

### Reflect, Refine, and Redesign

Annually, the evaluation team reflects on progress toward priority goals. Those goals are refined or redesigned based on growth/gains. In some years the team may determine that systems have been established to support a new level of program implementation.

Regardless of when this milestone is reached, another cycle of program implementation begins at the new starting point.

